

# Human SIRP alpha V8 Protein

Cat. No. SRP-HM4V8

## Description

<b>Source</b>	Recombinant Human SIRP alpha V8 Protein is expressed from HEK293 with His tag and Avi tag at the C-Terminus. It contains Glu31-Arg369(S44L, S50T, I52T, H54R, V57A).
<b>Accession</b>	ATD50864.1
<b>Molecular Weight</b>	The protein has a predicted MW of 40.1 kDa. Due to glycosylation, the protein migrates to 52-68 kDa based on Bis-Tris PAGE result.
<b>Endotoxin</b>	Less than 1EU per $\mu\text{g}$ by the LAL method.
<b>Purity</b>	> 95% as determined by Bis-Tris PAGE > 95% as determined by HPLC

## Formulation and Storage

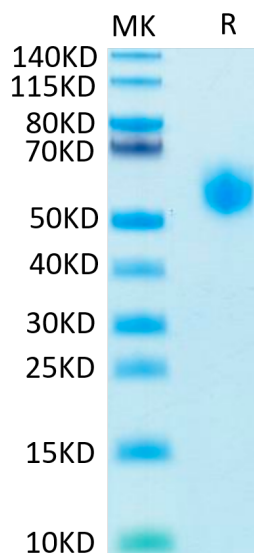
<b>Formulation</b>	Lyophilized from 0.22 $\mu\text{m}$ filtered solution in PBS (pH 7.4). Normally 8% trehalose is added as protectant before lyophilization.
<b>Reconstitution</b>	Centrifuge the tube before opening. Reconstituting to a concentration more than 100 $\mu\text{g}/\text{ml}$ is recommended. Dissolve the lyophilized protein in distilled water.
<b>Storage</b>	-20 to -80°C for 24 months as supplied from date of receipt. -80°C for 3 months after reconstitution. Recommend to aliquot the protein into smaller quantities for optimal storage. Please minimize freeze-thaw cycles.

## Background

Signal regulatory protein  $\alpha$  (SIRP $\alpha$ ) is a regulatory membrane glycoprotein from SIRP family expressed mainly by myeloid cells and also by stem cells or neurons. SIRP $\alpha$  acts as inhibitory receptor and interacts with a broadly expressed transmembrane protein CD47 also called the "don't eat me" signal. Cancer cells highly expressed CD47 that activate SIRP  $\alpha$  and inhibit macrophage-mediated destruction.

## Assay Data

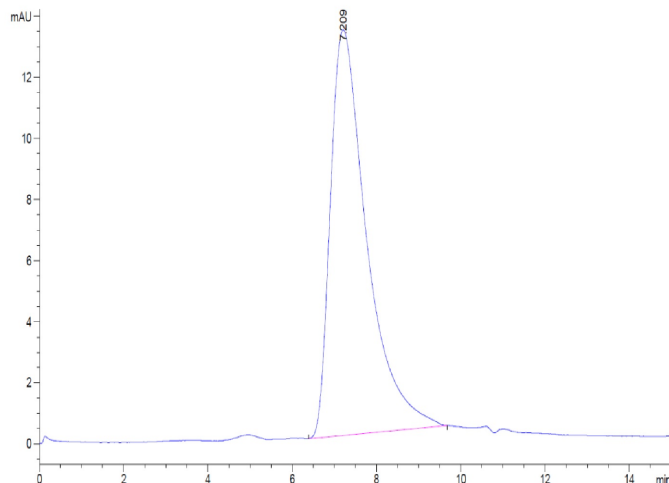
### Bis-Tris PAGE



Human Sirpa V8 on Bis-Tris PAGE under reduced condition. The purity is greater than 95%.

### SEC-HPLC

Assay Data

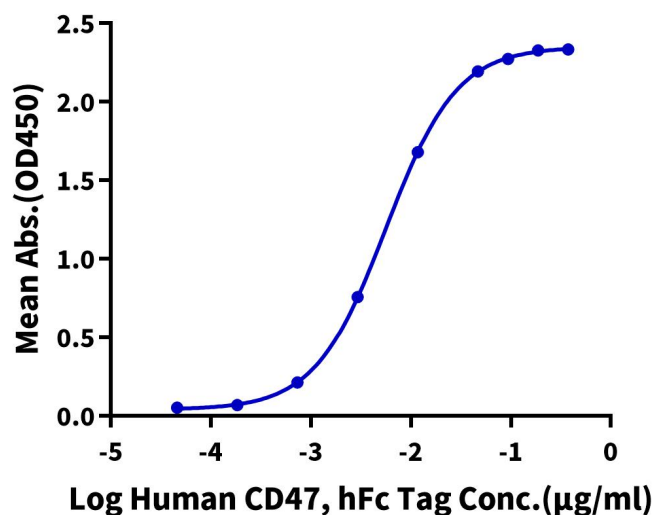


The purity of Human Sirpa V8 is greater than 95% as determined by SEC-HPLC.

ELISA Data

**Human SIRP alpha V8, His Tag ELISA**

0.2µg Human SIRP alpha V8, His Tag Per Well



Immobilized Human SIRP alpha V8, His Tag at 2µg/ml (100µl/Well) on the plate. Dose response curve for Human CD47, hFc Tag with the EC50 of 5.6ng/ml determined by ELISA.